

Table of Contents

Section S-4 Leadership	2
Conference Theme	3
Host Lodge Leadership	3
2010 Conference Proposed Budget	4
Schedule of Events	6
Registration	7
National & Section Policies	9
Conference Code of Conduct	10
Trading Posts and Vendors	10
Conference Activities and Events	11
Quest for the Golden Arrow	12
Best All-Around Lodge Competition	14
Induction Administration Competition	14
Publications Competition	14
Lodge Website Competition	15
King's Cup Competition	15
Ceremony Evaluation Rules	16
American Indian Events and Competition	17
Appendix A ... Registration Transmittal Form	27
Appendix B ... Medical Insurance Certificate	30
Appendix C ... Best All-Around Lodge Competition	31
Appendix D ... Induction Administration Competition	33
Appendix E ... Lodge Publications Competition	34
Appendix F ... Lodge Website Competition	35
Appendix G ... King's Cup Competition	38
Appendix H ... Ceremonies Evaluation	39
Appendix I ... Conference Menu	41
Appendix J... Special Needs Request Form	42
Appendix K ... Maps & Directions to Flaming Arrow Scout Reservation	43

Section Four Leadership

Section Chief
Marty Shermetaro
chief@sections-4.org

Section Vice Chief
Joe Charbonnet
vicechief@sections-4.org

Section Secretary
Patrick Gherrity
secretary@sections-4.org

Section Historian
Michael Filz
historian@sections-4.org

Section Adviser
Elam Patterson
16970 W. Brighton Dr
Loxahatchee, FL 33470
(561) 790-4532 (home)
(561) 795-1491 (fax)
(561) 722-0095 (cell)
elamp@bellsouth.net

Section Associate Adviser
Ken Griffin
4324 Carnwath Rd
Tallahassee, FL 32303
(850) 562-7371 (home)
(904) 322-7240 (work)
(850) 509-3393 (cell)
kgriffin239@comcast.net

Section Associate Adviser
Ken Knaebel
7227 Orkney Ave N
St Petersburg, FL 33709
(727) 547-4889 (cell)
(727) 687-9254
tokala@tampabay.rr.com

Conference Theme

“Pause...and Look You Back On Scouting”

As Nutiket says in the Pre-Ordeal Ceremony, “Pause, and look you back on Scouting,” This phrase is especially appropriate for the Section Conference in the year of the 100th anniversary of the Boy Scouts of America.

Conference Leadership

Conference Chairman

conference@sections-4.org

Host Lodge Chief

seminole@sections-4.org

Conference Adviser

Bill BuChans
1709 Manatee Dr
Sebring, FL 33870
(813) 781-7877 (cell)

Host Lodge Adviser

Susan Freemon
8381 Gunn Hwy
Tampa, FL 33626
(813) 601-7576 (cell)

2010 Section S-4 Conference Proposed Budget

Revenue

		Qty	Per Item	Total
REVENUE				
Registration	On time	900	\$25.00	\$22,500.00
	Late	100	35.00	3,500.00
	American Indian vendors	3	100.00	300.00
	Cash donations			0.00
	Section seed money	1	1,000.00	1,000.00
	Vigil breakfast patch	300	5.00	1,500.00
	T-shirt Small-			
	XLarge	100	12.00	1,200.00
	XXL			0.00
	XXXL			0.00
	VIA patch	200	5.00	1,000.00
	Pocket patch	500	4.00	2,000.00
	Jacket patch	150	10.00	1,500.00
	Chenille	100	17.00	1,700.00
	Hat pin	200	4.00	800.00
	Neckerchief	125	12.00	1,500.00
	Neckerchief slide	100	5.00	500.00
	Special edition Patch	100	10.00	1,000.00
TOTAL				\$40,000.00

Expenses

	<u>EXPENSES</u>	Qty	Per Item	Total
001	Administration		\$300.00	\$300.00
002	Awards		1,500.00	1,500.00
003	Camp use fee	1,000	1.00	1,000.00
004	Food	1,000	12.00	12,000.00
005	American Indian events		400.00	400.00
006a	Insurance - liability	1,000	2.00	2,000.00
006	Insurance - acc. & sickness			0.00
007	Guest travel expenses		900.00	900.00
008	Promotions		95.00	95.00
009	Publications		500.00	500.00
010	Quest & competition		100.00	100.00
011	Registration materials	1,000	1.00	1,000.00
012	Rentals - dining		5,500.00	5,500.00
012	Rentals - garbage & portolets		1,000.00	1,000.00
012	Rentals- radios		330.00	330.00
013	Section seed money		1,000.00	1,000.00
014	Section operating fund		2,000.00	2,000.00
015	Security		200.00	200.00
016	Shows		1,000.00	1,000.00
017	Training		250.00	250.00
018	Transportation		1,400.00	1,400.00
019	VIA patch	300	2.00	600.00
019	Pocket patch	1,500	1.00	1,500.00
019	Jacket patch	150	6.00	900.00
019	Chenille	100	9.00	900.00
019	Hat pin	200	3.00	600.00
019	Neckerchief	125	7.00	875.00
019	Neckerchief slide	100	3.50	350.00
019	Special edition Patch	100	5.00	500.00
019	Leather patch	0	7.50	0.00
019	Vigil breakfast patch	300	2.00	600.00
019	T-shirt Small-XL	100	7.00	700.00
	XXL & XXXL			
TOTAL				\$40,000.00

Schedule of Conference Events

Friday, April 16, 2010

3:00 pm	Registration and Trading Post opens, King's Cup set-up begins
4:00 pm	Grill Opens, Blood Drive begins
6:00 pm	Flag Lowering
7:30 pm	Jewish Religious Ceremony (Chapel)
8:00 pm	Blood Drive ends
9:15 pm	Pre-Show
9:30 pm	Opening Show
10:30 pm	Cracker Barrel and Council of Chiefs (Saunders) Late Night Movie (Council Ring) Registration for Ceremonies (Saunders) and Native American events (Dance Arbor)
12 Midnight	Lights Out

Saturday, April 17, 2010

6:00 am	5K Run (meet behind Wood Hall)
7:15 am	Flag Raising
7:30 am	Vigil Breakfast/Breakfast
8:00 am	Blood Drive begins
9:00 am - Noon	Training Seminars; Ceremonies Evaluations; Publication, Inductions, and Web Site Competitions
10:00 am	Group Dance Competition
11:00 am	Skill Solo Demonstration
Noon	King's Cup Competition Judging (Jenkins)
Noon	VIA Luncheon, Lunch
1:00 – 5:00 pm	Quest for the Golden Arrow, Lodge vs. Lodge
1:30pm – 3:00 pm	Craft Competition
3:00 pm	Best All-Around Lodge Competition; Team Sing Competition
4:00 pm	Blood Drive ends
4:30 pm	Adviser Sink-A-Thon (Swim Lake)
5:30 pm	Flag Lowering
5:30 pm	Dinner
6:00 pm	Dance Clothes Competition
6:30 pm	Gather for Festival of Feathers Grand Entry
7:00 pm	Vigil Ceremony Evaluation; Festival of Feathers; Individual Dance Competition
9:15 pm	Pre-Show
9:30 pm	Show
11:00 pm	Cracker Barrel, Meet the Man, Council of Chiefs (Saunders)
12 Midnight	Lights out

Sunday, April 18, 2010

7:15 am	Flag Raising
7:30 am	Breakfast
8:00 am	Gear transport to parking begins
9:00 am	Interfaith Religious Service (Council Ring)
9:30 am	Section Business Meeting (Council Ring)

11:00 am – 1:00 pm Grill open

Registration

Members will register with a Lodge contingent with the approval of its Lodge Adviser, Lodge Chief, and Council Executive. Each participant must be a registered and approved member of the Boy Scouts of America and the Order of the Arrow. Lodges must submit their registration forms with their payment to:

2010 Section S-4 Conference Registration Transmittal
Gulf Ridge Council, Boy Scouts of America
13288 North Central Avenue.
Tampa, FL 33612

Only those persons officially registered with a Lodge contingent or who are guests of the Conference (with the Section Adviser's approval) will be permitted to remain at Flaming Arrow Scout Reservation and participate in the 2010 Section S-4 Conference. It is the responsibility of each Lodge Adviser to ensure that their members are in good standing in their Lodges and registered members of the Boy Scouts of America. Lodge Advisers must also approve all on-site registrants before they will be permitted to attend the Conference.

On-Time Registration

Participating lodges must submit a list of delegates, registration transmittal form and payment of \$25.00 per participant by **April 2, 2010**. Checks should be made payable to Gulf Ridge Council, BSA. Transmittal forms will be mailed to each lodge adviser in hardcopy form along with an electronic copy on a CD by January 8, 2010. See **Appendix A**.

Late Registration

The conference fee will be \$35.00 if received by Gulf Ridge Council after April 2, 2010. Registrations will not be accepted by the Gulf Ridge Council Service Center after April 9, 2010, and participants should plan to register on-site after April 9, 2010. Registration at the conference will be permitted with the approval of the participant's Lodge Adviser.

Medical Insurance

Each lodge must provide proof of medical insurance coverage from its council, where applicable. Please return the form in **Appendix B**, if your council has this coverage. The host lodge will provide an invoice for medical insurance coverage of each participant to each lodge whose council does not have a medical insurance policy. The invoice will be sent to the Lodge Adviser after the event and will be payable to Gulf Ridge Council within 30 days for forwarding to the Southern Region office. (**Do not** send a check to the Region office.) The current medical insurance fee is \$0.60 per participant for the weekend.

Special Requests

If members of your lodge require special arrangements including dietary needs or mobility, a Special Needs Request should accompany the lodge's registration form and be received no later than April 2, 2010. The Special Needs Request form appears at **Appendix J**. Any other special requests can be addressed on a need-by-need basis. Please send your requests to:

2010 Section S-4 Conference Registration Transmittal
Gulf Ridge Council, Boy Scouts of America
13228 North Central Avenue.
Tampa, FL 33612

Arrival and Check-in

Flaming Arrow Scout Reservation is situated approximately seven miles east of Lake Wales, FL. A detailed map can be found in **Appendix K**.

Upon arrival at camp participants will be directed to the major parking areas. Participants' gear will be transported to their individual campsites. Charter buses will be given a designated parking area.

Each Lodge Adviser will be given one parking pass for the King's Cup/Ceremonies/Dance team vehicle. This permit will allow the holder to drive to the designated loading area, park in the administration parking lot, and remain in that lot for the weekend. No vehicles are to remain at any campsite during the conference.

The host lodge will provide security at Flaming Arrow Scout Reservation during the conference. Vehicles parked outside the designated areas are not covered by security and are parked at the owner's risk. Though security is provided at all times during the conference, neither Seminole Lodge nor Gulf Ridge Council will take responsibility for the vehicles or their contents.

Tipi owners will be permitted to unload and load their tipis in the Native American Village but will be required to park their vehicles and trailers at the designated parking locations.

After arriving at the conference, participants (pre-registered and on-site registration) will check in at the designated registration area (Saunders Hall), where they will be able to pick up the conference materials. Those who register on-site will be charged \$35.00. (The Host Lodge cannot guarantee patches to delegates registering on-site.)

Campsite Assignments

Campsite assignments will be based on the pre-registration forms received by April 2, 2010. A list of assignments will be available at the conference parking lots upon your arrival and will also be available in the conference program.

Emergency Phone Number at Flaming Arrow Scout Reservation

Every lodge is responsible for its own emergency phone response system. However, in case of any other emergency the phone number for Flaming Arrow Scout Reservation is **(863) 696-2188**.

Safety

First Aid will be provided by the Host Lodge under the supervision of a qualified medical team. The camp works closely with area hospitals.

Tour Permit

Lodge contingents must submit an application for a tour permit (a national tour permit is required if the conference is more than 500 miles away from the point of departure, otherwise a local permit is

sufficient) to their Scout Executive for approval. A link for the tour permit may be found at <http://www.scouting.org/forms/>

National and Section Policies

Leadership Policies for the Order of the Arrow

The Boy Scouts of America maintains a policy requiring two registered adult leaders or one registered adult leader and a parent of one of the participants, one of whom must be twenty-one years of age or older, for all outings which includes the S-4 Section Conference.








A member of the Order of the Arrow between the ages of eighteen and twenty-one who is registered as an Assistant Scoutmaster or in the Venturing program may fulfill the leadership requirements as one of the leaders for an Order of the Arrow outing.

Every participating lodge must meet the minimum of the two adult leaders requirement as set forth by the Boy Scouts of America. If not, the lodge will not be authorized to participate in the 2010 Section S-4 Conference.







Security/Host

Seminole Lodge will provide participants with volunteer security during the conference. Additionally, each lodge will be provided at least one host to provide information and assistance throughout the entire conference.

Conference Uniform

-  Scout shirt (short sleeved or long sleeved)
-  Scout shorts or pants
-  Scout-related belt
-  Scout-related hat or visor
-  Scout socks
-  Shoes meeting BSA requirements
-  Order of the Arrow sash

Activities Uniform

-  Lodge, 2010 S-4 Conference, or other Boy Scout T-Shirt
-  Scout shorts or pants
-  Scout-related belt
-  Scout-related hat or visor
-  Scout socks
-  Shoes meeting BSA requirements

Conference Code of Conduct

For the 2010 Section S-4 Conference to be a success, certain procedures and guidelines must be established for, and agreed to by, the participants. Each participant is expected to follow these guidelines so that everyone can have the most positive and memorable experience.

The general welfare of any group depends on the conduct of each individual member. This ensures the success of the Section Conference and provides the maximum benefit to every participant. As Arrowmen, we understand this and support the following code of conduct.

As a member of the Order of the Arrow, I will:

1. Observe the Scout Oath, the Scout Law, and the Obligation of the Order of the Arrow.
2. Wear my official Boy Scout uniform throughout the 2010 Section Conference. Unofficial hats, patches, and other decorations are not part of the official uniform.
3. Attend all planned, general and special sessions and events.
4. Confine trading and swapping of patches, etc., to free periods and designated areas.
5. Be personally responsible for breakage, damage, or loss of property.
6. Observe quiet hours and lights out from 11:30 pm to 6:30 am.
7. Keep my quarters clean and dispose of trash properly.
8. Not change my assigned campsite without permission from the conference registration center in order to help ensure emergency contact.
9. Understand that the purchase and possession or consumption of alcoholic beverages or illicit drugs by any youth or adult at the conference will not be permitted and will result in immediate dismissal from the conference.
10. Respect the state laws and Gulf Ridge Council rules regarding fireworks, firearms and gambling. Infraction of these rules will result in immediate dismissal.
11. Not be authorized to sell items at the 2010 Section S-4 Conference. I understand that the official trading posts and vendors are the only sources for purchasing items.
12. Follow the Boy Scouts of America and Gulf Ridge Council smoke-free policies.

Trading Posts and Vendors

Conference Trading Post

The Conference Trading Post will offer all official 2010 Section S-4 Conference merchandise to participants. Pre-ordered items may be claimed at any time during the Conference at the Conference Trading Post. Pre-orders must be received by Gulf Ridge Council no later than **February 18, 2010** to ensure delivery. Orders received after the stated deadline cannot be guaranteed and will be filled on a first come, first served basis. Trading Post pre-order forms and an online catalog will be available at <http://www.sections-4.org/>. Any unclaimed pre-ordered merchandise should be claimed by the Lodge Adviser no later than Sunday morning.

Flaming Arrow Scout Reservation Trading Post

National supply items, camp souvenirs, and other scouting items will be available at the Flaming Arrow Scout Reservation Trading Post. Hours of operation will be posted at the conference.

Indian Craft Vendors

Approved vendors will be invited to sell craft items and supplies during the conference. Vendors will be located near the Dance Arbor.

Additional Food Services

Very Important Arrowman Luncheon

To underscore the importance and significance of this event each lodge will be allowed to bring the Lodge Chief, the Lodge Adviser, the newest youth ordeal member and oldest youth member to the Very Important Arrowman Luncheon. This year's luncheon will feature a keynote speaker whose message will be aimed at encouraging this vital group. Participants will receive a special recognition patch.

Vigil Breakfast

Vigil honor members are invited to attend a special breakfast Saturday morning. The Vigil breakfast will feature a keynote speaker. There will be an optional \$5.00 fee for a commemorative patch which may be paid for at the breakfast. Proceeds from the sale of the Vigil Breakfast patch help support the VIA Luncheon.

Conference Activities and Events

Training

Training seminars will be held from 9:00am – 12:00 noon set in 55 minute slots with 5 minute breaks to travel between locations. Arrowmen may choose from a variety of training opportunities and are encouraged to bring paper, pen, and a good attitude. The Host Lodge will work closely with the Section Chief to develop a list of seminars by January 8, 2010.

Hidden Arrow

This event is open to all youth arrowmen at the conference. Arrows (**Ordeal, Brotherhood, Vigil**) will be hidden throughout the camp and can be recovered for a prize that participants can claim at the Trading Post.

Active Arrowman Award

Conference participants will be able to record their weekend activity on their passport. Additional information concerning how to earn the Active Arrowman Award will be contained in the passport. Each activity area will have a stamp. After you participate in the activity you must get your passport stamped. Once you get all the stamps, you may take your passport to the Road Kill Grill and receive a free soda.

5K Run

This event is open to all arrowmen -- youth and adult. The event will be held at 6:00am on Saturday morning. The trail will be clearly marked throughout the race to avoid complications. Awards will be given to the winners of this event.

Adviser Sink-A-Thon

The event is open to the official Lodge Advisers and Lodge Staff Advisers. Each team will meet at the waterfront at the designated time. Teams will be given two lifevests, a canoe, a paddle, and a single bucket. Teams are not permitted to bail their canoe. Lodges may substitute another adviser for

either team member, but a penalty of twenty buckets of water will be issued. After a canoe has been sunk, advisers must return to the shore with their canoe. The Section Adviser is the sole judge of this competition, and his decisions are final.

Annual Section Golf Tournament

Rules: 1. To compete for the Section rotating Trophy, must have a 4-person team from the same lodge.

2. Must be 18 to drive a golf cart.
3. Must have a bag and clubs for each player.
4. Must have proper golf attire. (No t-shirts or tank tops)
5. Must play by the rules of golf. All scores not to exceed bogey per hole.

Cost will be determined later, but each player will receive a Section Golf Tournament Patch. Prizes will be awarded for 1st, 2nd, and 3rd place, closest to Pin, and longest drive.

Blood Drive

Seminole would like to continue the tradition begun in 2008 of a blood drive during the Section Conference. Arrangements have been made for a bloodmobile to be available from 4:00-8:00 pm on Friday, April 16th and from 8:00am-4:00pm on Saturday, April 17th. The Florida Blood Centers is the organization coordinating the donations.

Quest for the Golden Arrow

Overall Scoring:

Lodges will compete in each event with winning lodges receiving 20 possible points at each station. The lodge earning the greatest overall score will be declared the Quest winner. A leader board posted by the Trading Post will display the results for the events.

1st Place = 20pts. 2nd Place =15pts. 3rd Place = 10pts. 4th-11th Place = 5pts.

QUEST Round Robin Games

Mystery Item Bag

Number of participants: 5 person relay team

Description: Each of the five Arrowmen chosen will approach the mystery bag and then eat and swallow completely whatever they bring out from the bag. The lodge with the fastest time wins. You may not look into the bag prior to choosing a mystery item to eat (all items are edible – from the grocery store).

Water Bombs

Number of participants: 6 Lodge members

Description: Three arrowman will be set in the field at varying distances (10, 15, 20 yards) from a starting point with baskets strapped to their heads. Three more arrowman will be controlling a water-balloon launcher. They will launch water-soaked balls toward the team members in the field. The object of the game is to gain the most points by catching the water balls in the buckets. Teams get more points for the baskets farther away. The balls must remain in the baskets until the end of the competition. Each team will have two minutes to shoot and catch the balls.

Spam Toss

Number of participants: 2 per Lodge

Description: 2 arrowman will wear latex gloves. At the start the participants will stand 15 feet apart and will toss the oiled spam to each other. After each successful toss and catch, the participants will move 5 feet farther apart. This event will be timed. The team that successfully tosses and catches the oiled spam to a distance of 100 feet the fastest will win the competition.

Frozen T-shirt

Number of participants: lodge

Description: The lodge will receive a frozen t-shirt. The objective is to get the frozen shirt on a lodge member in the quickest time possible. The lodge with the quickest time wins.

Fill the Bucket

Number of participants: 5 person team

Description: The five Arrowmen chosen will have to fill a number 10 can - 20 feet away by using a small cup fastened to a long pole and an existing larger bucket of water. The team will line up and the closest to the water bucket will fill the cup and then pass the pole to the next in line and then on down the line until the last arrowman will take the pole and fill the number 10 can with the water, then hand the pole back till it is passed to the arrowman closest to the water bucket to start over. The fastest time of the team that fills the Number 10 can with water wins.

Lodge vs. Lodge Games

Beach Volleyball Game

Number of participants: 6 youth members per lodge, two lodges against each other (substitutions ok)

Description: Two lodges will compete against each other with the winner advancing. Point scored on each serve, first to 21 advances

Points: The winners of the games will advance and play each other with the winner of that game advancing. This will continue till there is an overall winner.

Lodge Ball

Number of participants: 5 youth members per lodge, two lodges against each other

Description: Two lodges will compete against each other with the winner being the best out of three games. Will follow regular dodge ball rules: *Hit person*- the person hit is out, *Hit head*-thrower out, *Catch ball*- thrower out and another on the team who catches ball can come in.

Points: The winners of the games will advance and play each other with the winner of that game advancing. This will continue till there is an overall winner.

Best All-Around Lodge Competition

The purpose of the Best All-Around Lodge Competition is to compare lodges' programs and performance in an open and collegial forum. The competition helps lodge leaders share ideas and gain valuable insight into the workings of other lodges across the Section. Lodges participating in the competition will be evaluated based on the oral presentation given by the Lodge Chief (or his designee) and on the notebook by using the score sheet found in **Appendix C**. The Section Chief will moderate the competition with the assistance of former and/or current Section Officers/Lodge Leaders selected at his discretion. Additionally, each participating lodge may select one other youth member to assist in the evaluative process.

Each lodge participating is required to submit at least twelve notebooks to the Section Chief no later than Friday night of the conference, and the Lodge Chief or his designee should come prepared to deliver an oral presentation to the judges. Each lodge will be allotted 15 minutes to make its presentation and, upon request, may be given five minutes to set up any necessary audio-visual equipment. At the end of the presentation, the judges will complete the scoring sheet and tabulate the scores. The lodge with the most points will be declared the winner. In the event of a tie, the Section Chief will determine the winner using any method he deems best. He may also seek the counsel of his fellow judges, but is not required to seek any other advice.

See the Best All-Around Lodge Scoring Sheet in **Appendix C**.

Induction Administration Competition

This competition allows lodges to work toward developing a quality inductions process and to make the first experience of each member in the Order of the Arrow a meaningful one. Every lodge is encouraged to share ideas so that we may all learn from each other. The Section Vice-Chief is the head judge of this event. Each competing lodge is required to provide one youth judge for this event. Additionally, one youth representative from each lodge will present his lodge's notebook containing the information listed on the Induction Administration Scoring Sheet.

See the Induction Administration Competition Scoring Sheet found in **Appendix D**.

Publications Competition

The 2010 Publications Competition will focus attention on the quality and the content as well as the growth and development of newsletters of the Section S-4 Lodges. Each lodge will present 12 copies of every issue and will make a presentation of its lodge newsletter to the judges. The judges may ask questions about the publications, and they will review the submitted material. After judging is completed, spectators will be permitted to ask any additional questions for a brief period of time. Every lodge is encouraged to participate. It is important to note the entire publications criteria need not be met in order to compete. The Section Secretary is the head judge for this competition. Each lodge competing is required to provide one youth judge for this competition. The final score for each lodge will be determined by dropping the highest and lowest scores and averaging the remaining scores. In case of a tie, the winner will be determined by averaging all of the lodge's scores. See **Appendix E** for the scoring criteria.

Lodge Website Competition

The 2010 Lodge Website competition will focus attention on the content, quality, growth, and development of websites of the Section S-4 Lodges. Lodges will be asked to make an oral presentation regarding their lodge's website. The judges will be given the opportunity to review the material and ask the presenter questions. After the evaluation has been completed, spectators will be allowed to ask questions for a brief period of time. All lodges are encouraged to participate in the Website Competition and are not required to meet every criterion in order to compete. The Section Secretary or his designee is the head judge in this event. Each competing lodge must provide one youth judge for the competition. Lodges should remember to bring their website saved to a laptop or disk. Wireless internet access may be available. The final score for each lodge will be determined by dropping the highest and lowest scores and averaging the remaining scores. In case of a tie, the winner will be determined by averaging all of the lodge's scores. See **Appendix F** for the scoring criteria.

King's Cup Competition

I. Purpose:

The King's Cup Display is designed to give lodges the opportunity to showcase themselves before Scouts in their council and to other lodges. This display may include any number of items such as the lodge history, current events and/or other items associated with the lodge's program.

II. Competition:

- A. All Section S-4 Lodges are eligible to submit a display for judging in the King's Cup Competition.
 - 1. Lodges who submit a display at the 2010 Section Conference King's Cup Competition and placed in the top three positions for the advanced category for the previous year or won the previous year's novice category will be judged as advanced.
 - 2. Other lodges can choose to be judged as novice or advanced.
- B. The criteria are the same for both novice and advanced except in one category.
- C. No lodge may compete in both categories in the same year.
- D. Displays can be no larger than 10' deep by 10' wide and 8' tall. The display must be self-standing.
- E. Any lodge wishing to compete must provide one youth judge.

III. Guidelines:

- A. Scoring guidelines are listed in **Appendix G**
- B. Deductions in the amount of ten points will be assessed for the following reasons:
 - 1. Display is not set up by the designated time on Saturday of the conference.
 - 2. Display exceeds the size guidelines set forth in line item **II. D**.
 - 3. The participating lodge failed to provide a judge for the King's Cup Competition.
- C. If your lodge display requires electrical power or any other special needs; you must contact the Section Historian no later than March 20, 2010. No provisions will be made in scoring for lodges whose special requests cannot be met. Lodges are responsible for supplying their own extension cords.

See the King's Cup Competition Scoring Sheet in **Appendix G**

Ceremony Evaluation Rules

Purpose:

Ceremony evaluations will be conducted to allow lodge and chapter teams to improve their ability to communicate the messages of the Order to the candidates. While the spirit of competition encourages teams to strive for their best performances, the ultimate goal is providing the highest quality induction experience for the candidates. The ceremonies remain the first impression new members have of our Order.

Ceremonies for Evaluation:

- ✚ Pre-Ordeal Ceremony (including investiture)
- ✚ Brotherhood Ceremony (not including the Lodge Closing Ceremony)
- ✚ Vigil Ceremony

Texts:

All scoring related to memorization, movements, and all other elements of the ceremony will come from the current editions of the following texts:

- ✚ Ceremony for the Ordeal
- ✚ Ceremony for the Brotherhood
- ✚ Ceremony for the Vigil Honor

Props:

Teams may bring whatever props they wish in addition to the required tokens for the particular ceremony. Props that distract from the ceremony or disrupt symbolic progression will have a negative effect on the team's score. Teams are encouraged but not required to bring a few candidates in order to help them focus on delivering the ceremony to the candidates and not to the evaluators. Also, additional members outside the team will be needed to perform the investiture for the Pre-Ordeal ceremony.

Scoring:

Each principal and the team will be rated on a scale of 1 to 7 points in various areas of performance. See the score sheet for Pre-Ordeal and Brotherhood that follows for further details. The score sheet for Vigil will be available upon request from the Head Evaluator for any Vigil honor member via email.

One evaluator will be selected for each team's performance to be the Memory Evaluator. That evaluator will follow a printed copy of the ceremony text and note any memorization errors. An effort will be made to select an evaluator from that team's lodge, if one is to be a member of the evaluating staff. Deductions for memory errors are:

- ✚ -1 point for each word missed, changed, or transposed (max 3 points off per paragraph)
- ✚ -2 points for each phrase or sentence missed, changed, or mangled (max 3 points off per paragraph)
- ✚ -3 points for missing a paragraph

One or more evaluators as instructed by the Head Evaluator or his designee will offer an oral critique to each principal and the team based on their written comments on the scoring sheets.

The scoring sheets (See **Appendix H**) and memorization text for each team will be available to that team's chairman on Sunday morning no later than the start of the business meeting.

Registration:

Teams are required to register for a time slot on Friday night immediately following the Council of Chiefs meeting at that location. The Lodge Chief, team chairman, or his designee may complete the registration process. Time slots for the Pre-Ordeal Ceremony will be one hour in length, from 9:00am – 12:00 noon and from 1:00 pm – 5:00 pm. Time slots for the Brotherhood Ceremony will also be one hour in length at the same times stated above. All participants for the Vigil Ceremony will meet at the venue at 7:00 pm and view all performances until the evaluations are complete.

After all lodges have had a chance to register one team, lodges wishing to register additional teams will be allowed to do so if there are available time slots. After the team registration process is complete, if a time slot for Pre-Ordeal or Brotherhood remains open, the judges will be available for individual coaching and evaluation. Individual coaching participants must, however, reserve one of those time slots on Friday night after all teams have registered.

Awards:

Honor Team: Each team whose score is equal to or above the minimum set by the Head Judge shall be designated an Honor Team and receive appropriate recognition. This minimum will be based solely on that which is expected to provide a meaningful induction experience for the candidate.

Best Overall: The individual principals and the team with the highest score for each ceremony shall be designated as Best Overall and receive appropriate recognition.

Disputes:

If there is any scoring, critique, or evaluative dispute, the Head Evaluator will have final authority to rule on the issue. There will be no further appeal process.

Evaluators:

There will be at least three evaluators at each venue, including the Head Evaluator or his designee if he is at another competition. Every effort will be made to have a representative group of evaluators from all the lodges in S-4. The evaluators will be appointed by the Head Evaluator. There will be a meeting for the evaluating staff on Saturday morning to discuss evaluation philosophy and techniques prior to the start of the competition. Additionally, the participants in the Vigil Ceremony evaluation will have the opportunity to critique and score their fellow competitors.



Head Evaluator:

The Head Evaluator will be selected by the Section S-4 Advisor.

American Indian Events and Competitions

The Festival of Feathers is not a Pow Wow. Guests and family members who wish to visit and watch must still meet the attendance policies listed above under Registration.

Competition Categories:

-  **Crafts:** Gives Arrowmen an opportunity to view each other's handiwork and share knowledge of American Indian crafts.
-  **Clothing:** Allows Arrowmen the opportunity to have their clothing critiqued. This allows judges and Arrowmen to consult in a casual setting to create a learning experience for all.

- ✚ **Individual Dance:** Recognizes individuals for their skills in the various styles of dance common to American Indian Pow-Wows.
- ✚ **Team Singing:** Encourages lodges to incorporate American Indian music into their Indian Events program.
- ✚ **Group Dance:** Lodges may present a team performing a group dance. The lodge will be judged on the effectiveness of its research, narration, musical performance, and dance execution. The dances should be a part of the lodge's year-round program.

Skill Solo Demonstration

This activity gives Arrowmen the opportunity to display specialized individual dances such as the Eagle Dance or Hoop Dance.

Judging Philosophy:

- ✚ Respect for all the values and traditions of American Indians will be strongly encouraged.
- ✚ Concern for your research and authenticity will be emphasized.
- ✚ Year-round program will be stressed over and against the "get ready for Section" attitude.
- ✚ Youth involvement in all aspects of the program will be stressed.
- ✚ All judges will share the goal of helping improve the quality of the Indian Events presented by the Arrowmen and lodges.
- ✚ No judging will take place in such a way as to put an Arrowman on the spot in front of his peers.

Goals:

- ✚ Design and provide a Section Indian Events program, which is supportive and encourages a fuller understanding of the American Indian culture.
- ✚ Encourage greater involvement of youth members in the Section Indian events program.
- ✚ Assist lodges in developing and strengthening their Indian Events program in their lodge on a year-round basis.
- ✚ Develop a strong network of support and assistance for lodges to develop quality Indian events and ceremonial programs.
- ✚ Continue the strong tradition of Section S-4 support for Indian Camperships.

Registration Procedures

Group Dance Chairman and Singing Team Chairman should register with the Head Judge at the meeting held Friday night at the Dance Arbor. Appointments for verbal group dance presentations and drum team performances will be made. Three copies of the group dance written documentation must be provided for the Head Judge at this time.

Arrowmen participating in the Craft Competition should have their articles registered and in place in the craft area by 1:15 pm. The craft display area will be open from 1:30 pm – 3:00 pm.

The clothing competition will take place during the Festival of Feathers. Clothing evaluation begins at 6:00pm at the Dance Arbor. Registration will not be necessary. All Arrowmen are encouraged to attend the Festival of Feathers. Indian dress is not required to participate in some portions of the Festival.

Coordination and Management

The Indian Events Committee will be composed of the Head Judge, the Whipman, a youth, and an adult representative of the Conference Committee, the Arena Director, and the Master of Ceremonies.

Head Judge

The Head Judge will be appointed by the Section S-4 Adviser.

Judges

Persons recognized for their experience and knowledge of American Indian cultures are considered judges. At least one Arrowman under the age of twenty-one should serve on the judging committee. Lodges are encouraged to make nominations of persons they consider qualified to serve as judges. The Section Chief, Section Adviser, and Head Judge select judges. In order to train future judges, lodges may request that a person observe the events. With the approval of the Head Judge, these observers may be present on the occasions when the judges meet for deliberations.

Arena Director

The Section Chief and Section Adviser appoint a member of the Host Lodge to manage the physical arrangements for the dance arbor or dance grounds where the Indian Events are held. The duties of the Arena Director include maintaining the sound system and being prepared during the Indian Events to manage any task that the Head Judge considers necessary. The Arena Director should be available for the entire conference.

Whipman

During the Pow-Wow, the Whipman assures that the dancers are participating in ways that bring honor to the American Indian culture. He serves as a youth adviser to the judging committee and performs various duties during the conference considered necessary by the Head Judge. The Section Chief, in consultation with the Head Judge, has the responsibility to appoint a Whipman to serve for the duration of the conference.

Master of Ceremonies

The Saturday night Pow-Wow follows the tradition of the Plains Indians by having a Master of Ceremonies (MC) who speaks for the participants and audience, informing them of the expected behaviors, sequence of events, and competitions. The MC also helps to make everyone feel comfortable in his own way. The MC will develop an agenda for the Pow-Wow in consultation with the Head Judge and the Indian Events Chairman.

Indian Campership Fund

The Maury Clancy Indian Campership Fund is a national project of the Order of the Arrow, which provides camperships to American Indian Scouts. Traditionally, our Section has been one of the largest contributors to this worthwhile program. Giving has traditionally taken two forms:

1. Blanket Dance during the Pow-Wow.
2. Donations collected by each lodge.

The Blanket Dance will be the responsibility of the MC and the Whipman.

Competition Prerequisites

The following prerequisites apply to all contestants:

- 🚩 Contestants must be under the age of twenty-one.
- 🚩 Contestants must be currently registered as members of an S-4 Lodge.

- ✚ Contestants must be registered for the conference.
- ✚ Dance clothes and crafts must not contain illegal feathers or illegal materials.

Prior to the conference, lodge chairmen are encouraged to contact the Head Judge for assistance in developing their plans for the conference and for help in interpreting the criteria and guidelines presented here.

With the goal of improving quality, judges are encouraged to share their verbal and written critiques with individual craftsmen, dancers, and leaders. Arrowmen are encouraged to talk any time with the judges for comments on performance and craft items.

Saturday morning the Head Judge and/or judges can meet with the Arrowmen or leaders as requested. Those consultations should be arranged Friday night or immediately following Saturday morning breakfast.

Craft Competition Criteria

The Craft Competition gives Arrowmen an opportunity to view each other's handiwork and share with each other their knowledge of American Indian crafts. In an effort to encourage craftwork among all Arrowmen, judges and other youth and adult Arrowmen are encouraged to display their work in an area adjacent to the craft judging area. A small appreciation ribbon will be given to all exhibitors.

Craft Competition will be divided into two categories:

1. **Novice:** One year or less or producing a general type of craft.
2. **Advanced:** More than one year producing a general craft type.

Each Arrowman may enter up to three items for judging, though exhibition of more items is encouraged. Entrants will be issued a scorecard for each item upon registration. Participants should bring a blanket or ground cloth on which to display their items. The articles for judging must have been constructed by the entrant during the last three years and have not been previously placed in Section Craft Competition. Judging is based on verbal presentation and craftsmanship.

Verbal Presentation

The craftsman should be able to discuss the origins, methods, designs, uses, and history of his items. Written documentation or photos are not required, but may help in presentation.

Craftsmanship

Craftsmanship includes proper design, colors, materials, durability, complexity of technique, and aesthetic quality.

Clothing Competition Criteria

The Clothing Competition allows Arrowmen the opportunity to have their clothing critiqued and judged. This is designed as a learning experience between the judges and the Arrowmen and will be conducted in a large performance fashion. Arrowmen will receive written comments from judges.

Clothing Competition will be divided into two categories. Additionally, there will be a "Most Outstanding Dance Clothes" award. The two clothing categories are:

1. **Novice:** One year or less assembling their outfits.
2. **Experienced:** More than a year's experience assembling their outfits.

Experienced Arrowmen can compete in the following areas:

- ✚ Non-Plains
- ✚ Grass Dance
- ✚ Southern Traditional
- ✚ Northern Traditional
- ✚ Old Style
- ✚ Fancy dance

Prerequisites

Entrants must wear the clothes being judged and must own all the items being worn.

Clothes will be judged based upon:

- ✚ Completeness
- ✚ Correctness of style represented
- ✚ Quality of workmanship
- ✚ Use of proper materials where possible
- ✚ Color coordination
- ✚ Overall effect
- ✚ Knowledge of clothing, its use, history, significance, and tribal differences

****Written documentation is not required, but other resources or photos may be cited****

Individual Dance Competition Criteria

Individual Dance Competitions recognize skill in the various types of dance common to American Indian Pow-Wows. At these celebrations individuals compete in one of several different categories. Which category a contestant participates in is based upon the type of clothes he wears and his experience. The Pow-Wow originally developed in the United States among American Indians of the Plains; therefore most of the clothing is Plains type. Today, however, there is extensive participation by the tribes throughout North America. In these cases, tribal influences from the home area are integrated into the Plains style of dance clothing.

Categories in Individual Dance are:

- ✚ Grass Dance
- ✚ Southern Traditional (Straight)
- ✚ Northern Traditional
- ✚ Old Style
- ✚ Fancy Dance

Individual dance will be divided into two categories:

1. **Novice:** One year or less dancing experience. (Those placing 1st-3rd will be permitted to compete in the advanced category).
2. **Advanced:** More than a year's dancing experience.

While dance ability will be the focus of this competition, dancers should be aware of the role played by the dance clothes. Between two dancers of equal ability, the one with the more appealing and appropriate dance clothes would likely be chosen the winner.

Judging in each category will be based upon:

- ✚ Overall performance (proper posture, head, body, and footwork)
- ✚ In time with the song and drum
- ✚ Dance appropriate to song
- ✚ Dance appropriate to clothes worn

Individuals may be disqualified for excessive interference with other dancers (bumping, carelessness, etc.). During competition a dancer is expected to disqualify himself for dropping clothing, pieces or parts of his dance clothes. Good sportsmanship is highly respected by both American Indians and Scouting. Self-disqualification, when applicable, is respected and appreciated.

Team Singing Competition Criteria

The Singing Competition is designed to encourage Arrowmen to incorporate American Indian music into their lodge programs. Rarely did American Indians dance without song, so singing is an important part of the Indian Events program. While traditionally the Singing Competition has focused on the music of the Northern and Southern Plains, lodges should feel free to present other types of American Indian music for consideration.

Each lodge singing team, consisting of two or more Arrowmen, is to sing three songs. The Head Judge may request extra songs in the event of a tie. Each song will be judged separately, and then the total for all songs will be calculated. Teams will be expected to provide their own instruments and will not be permitted to use tape recorders or notes. Judging will be based upon both verbal presentation and performance.

Performance will be judged on:

- ✚ The group's ability to carry the melody of the tune
- ✚ Sufficient and appropriate volume
- ✚ All singers contributing to the melody
- ✚ Proper drumming or instrument use

Verbal presentation by the Head Singer or his designee should include:

- ✚ The singing team's role in the lodge program on a year-round basis
- ✚ Information presented prior to performing each song
 - Tribe
 - Type of Song
 - Purpose
 - Translation or Meaning
 - Source

Following the competition, singing teams considered appropriate by the Head Judge may be invited to sing at the Saturday night Pow-Wow.

Group Dance Competition Criteria

Group Dance Competition is a team effort by the lodge. The presentation of the dance or sequence of dances should be incorporated in the lodge's year-round program. The competition is not an end unto itself, but a means of improving the lodge's year-round program. The lodge will be judged on the effectiveness of its research, choreography, narration, musical performance, and appearance of organized dance presentation. While most "group" dances performed by American Indians were performed in a ceremonial or ritual context, many have become secular in nature. Dances performed for the public are often good examples of this type. Group Dance Competition will be divided as follows:

1. **Novice:** Teams who have not entered the Section or National Group Dance Competition in the past two years.
2. **Advanced:** Teams who have entered the Section or National Group Dance Competition in the past two years.

The following rules apply:

- ✚ All equipment, props, and dance clothes must be owned by the individual participants or by the lodge.
- ✚ Each lodge's performance must not exceed twenty minutes in the stage area. The lodge must get on stage, perform, and exit within the allotted time.
- ✚ The Head Judge and lodge representatives at the Council of Chiefs on Friday night will determine the order of performance. All lodges wishing to compete in the Group Dance Competition must be represented at the Council of Chiefs.

Criteria: *Areas include documentation, presentations, and performance.*

Group Dance Documentation

Documentation is required for all aspects of the lodge's performance. The purpose of the documentation is to firm up the lodge's own understanding of the dance and to improve the accuracy of the performance. Three copies of the report can be provided to the Head Judge prior to the conference; however, they must be provided no later than the Friday night Council of Chiefs.

Documentation should be a typed report with the following information:

- ✚ Title Page – include the following: lodge name and number, council name, dance or dances to be presented, tribe of the group represented, date and event, name and address of the lodge dance team chairman and adviser
- ✚ Table of Contents
- ✚ Culture and History
- ✚ Dance Movements
- ✚ Clothing
- ✚ Music
- ✚ Props
- ✚ Narration
- ✚ Discussion
- ✚ Lodge's Indian Events –How has this developed and strengthened your lodge's year-round Indian events program?
- ✚ Bibliography

Appendices

Each chapter should contain information related to that aspect of the performance. Information on how the dance clothes were made and how the dance and music were learned should all be included. The source of each fact of information should be noted in the text and listed in the bibliography.

Supplemental Materials:

Supplemental materials include any other items that support the lodge's documentation. These can include audio and video tapes, photographs, slides, and any other materials, which would be difficult to include in the written presentation. A list of materials should be included in an appendix to the written documentation. These materials should be brought to the conference and turned in to the Head Judge Friday night following the Council of Chiefs.

They should be placed in a clearly labeled, durable box. The materials will be returned following the competition.

Verbal Presentations

Dance Team Chairman:



The chairman should be prepared to discuss with the judges the overall presentation of his team. He should be prepared for questions and be knowledgeable about the tribe his team represents (history, food, dwellings, crafts, etc.). Each chairman will set up an interview with the judges for Saturday afternoon and should be available for further questions following the Festival of Feathers.

Random Team Member:





To assure that the average dance team member is gaining a well-rounded appreciation of the program of which he is a part, a dance team member will be chosen at random during the conference to answer questions about the team's program and presentation. All members should be familiar with the dance and its background. Lodges will find that this is best accomplished when documentation and clothing are group efforts just like rehearsals, rather than the work of one or two members.

Performance

Dance movements (Choreography)

-  Movements and steps are appropriate to the dance.
-  Movements are performed with skill and confidence, rather than appearing hesitant and confused. All members appear to understand the organization of the dance.

Dance Clothes:

-  Dance clothes are appropriate and accurate to the tribe dance and time period represented
-  Evidence that team members were involved in the clothes construction
-  Quality construction of clothes
-  Proper materials

Many American Indian group dance are social dances involving both women and men. If the Lodge is performing dances involving women, they shall utilize appropriate clothing (i.e.: correct dresses, breastplates, etc.), but should not seek to mimic females in such a way that will likely be distracting and disruptive to viewers. In addition, teams are not allowed to utilize any make-up or wigs in any presentation. The judges and audience can take for granted that not all participants will possess American Indian features.

Music:

- ✚ Music should be from the appropriate tribe and the appropriate type of song for the dance
- ✚ Quality of performance
- ✚ Appropriate instrumentation

Teams may use taped music, but the use of these items will sacrifice the music scoring section. If taped music is used, the team should be prepared to provide both tape and tape player. Arrangements for use should be made with the Head Judge as early as possible.

Narration:

An effective narration provides the audience with the information necessary to fully appreciate the performance. The narration to be used should be included in the written materials as described above in the music section. The narration will be judged on the following points:

- ✚ Appropriate volume
- ✚ Clear pronunciation
- ✚ Speech neither hurried or hesitant

Narration should include the following elements:

- ✚ Name of the tribe and/or group with the tribe that the dance is from
- ✚ Names of the dances and their function (i.e., recreation, celebration, etc.)
- ✚ Time period depicted geographic location at time of depiction and of the group today
- ✚ Brief description of the group's culture and lifestyle

Obvious descriptions of the movements taking place on stage is unnecessary (i.e., “the dancers enter the ring and make a circle”) and distracting, but interpretation of less obvious points is helpful (i.e., “in the Catfish Dance, the dancers’ arms motion like the fins of fish”)

Props and Performance:

The overall effect of the presentation is an important consideration. Does the narration tie in with the actions of the dancers? Does the team look well rehearsed, but not robot-like? Does the team move on and off the stage well?

Effective staging and practice will enhance the effectiveness of the team's performance. Props and stage sets may contribute to the effectiveness of the presentation, but a well-performed series of dances may be spectacular by themselves. The decision to use sets or not is left up to the lodge. Sets will not be scored, but may be used to contribute to the overall performance. If used, they should be appropriate and as authentic as possible. They should also show evidence of member involvement in the construction.

Skilled Solo Demonstration

The Skilled Solo Demonstration focuses on individual performances of special dances. Examples include Hoop and Eagle Dances.

Judging will be based upon performance and verbal presentation. Entrants should be prepared to discuss and perform their dances before the judges Saturday afternoon, and, if selected, at the evening Pow-Wow. No skilled solo dances will be performed during the Festival of Feathers without the dancer having previously demonstrated his skill to the judges. The Head Judge will decide if any skilled solo dances will be demonstrated during the Festival of Feathers. Written documentation is not required, but dancers may find it useful.

Entrants must provide their own music. This can be either live accompaniment or taped music. Dancers are expected to have their own drum, singers, narrator, tape recorder, etc. If selected to dance at the evening Pow-Wow, arrangements should be made with the Head Judge.

The following criteria apply:

- ✚ Introduction and explanation of the dance in a clear manner, including name and origin of the dance
- ✚ Skill of the dance's execution
- ✚ Correct musical arrangement
- ✚ Knowledge of the dance and the context in which American Indians perform it
- ✚ Appropriate clothes

Appendix A

Registration Transmittal Form
 2010 S-4 Section Conference, April 16-18, 2010
 Hosted by Seminole Lodge #85, Gulf Ridge Council, BSA
 Flaming Arrow Scout Reservation, Lake Wales,
 Florida
 Account #
 Deadline - April 2, 2010

Mail to: 2010 Section S-4 Conference Registration Transmittal
 Gulf Ridge Council, Boy Scouts of America
 13288 North Central Avenue
 Tampa, FL 33612

Lodge Name: _____

Lodge Advisor's Signature: _____

Scout Executive's Signature: _____

Transmittal
 Summary

Category	Sex	Quantity	Fees	Total Fees
Youth	Male		\$25.00	\$0.00
Adult	Male		\$25.00	\$0.00
Adult	Female		\$25.00	\$0.00
Grand Total for Registration Fees				\$0.00

Note: Every delegate must have an approved BSA medical form. These medical forms are kept by the Lodge Adviser and brought to the conference first aid station if a delegate is injured during the weekend

Delegates

#	Last name	First Name	O/B/V	Y/A	M/F	Tipi	#	Last name	First Name	O/B/V	Y/A	M/F	Tipi
1							16						
2							17						
3							18						
4							19						
5							20						
6							21						
7							22						
8							23						
9							24						
10							25						
11							26						
12							27						
13							28						
14							29						
15							30						

Appendix A

Registration Transmittal Form

Lodge Name: _____

#	Last name	First Name	O/B/V	Y/A	M/F	Tipi	#	Last name	First Name	O/B/V	Y/A	M/F	Tipi
31							66						
32							67						
33							68						
34							69						
35							70						
36							71						
37							72						
38							73						
39							74						
40							75						
41							76						
42							77						
43							78						
44							79						
45							80						
46							81						
47							82						
48							83						
49							84						
50							85						
51							86						
52							87						
53							88						
54							89						
55							90						
56							91						
57							92						
58							93						
59							94						
60							95						
61							96						
62							97						
63							98						
64							99						
65							100						

Appendix A

Registration Transmittal Form

Lodge Name: _____

#	Last name	First Name	O/B/V	Y/A	M/F	Tipi		#	Last name	First Name	O/B/V	Y/A	M/F	Tipi
101								136						
102								137						
103								138						
104								139						
105								140						
106								141						
107								142						
108								143						
109								144						
110								145						
111								146						
112								147						
113								148						
114								149						
115								150						
116								151						
117								152						
118								153						
119								154						
120								155						
121								156						
122								157						
123								158						
124								159						
125								160						
126								161						
127								162						
128								163						
129								164						
130								165						
131								166						
132								167						
133								168						
134								169						
135								170						

Appendix B

Southern Region

Boy Scouts of America

Order of the Arrow Section Conclave Insurance Certificate

Section leaders will send a copy of this form to each lodge in the section prior to conclave.

Section:	Conclave Dates:	Location:								
Lodge:	Council:									
This is to certify that our council carries year-round, council-wide sickness and accident insurance that will cover all/some of the conclave participants from this council as shown below.										
Insurance Co.:	Policy #									
Summary of Coverage: (or attach detailed information)										
Policy Effective Dates: From _____ To _____										
Are:	<table style="width: 100%; border: none;"> <tr> <td style="text-align: center; border-bottom: 1px solid black;">Yes</td> <td style="text-align: center; border-bottom: 1px solid black;">No</td> </tr> <tr> <td style="text-align: center;">All Adults Covered?</td> <td style="text-align: center;">All Youth Covered?</td> </tr> <tr> <td style="text-align: center;"><input type="checkbox"/></td> <td style="text-align: center;"><input type="checkbox"/></td> </tr> <tr> <td style="text-align: center;"><input type="checkbox"/></td> <td style="text-align: center;"><input type="checkbox"/></td> </tr> </table>	Yes	No	All Adults Covered?	All Youth Covered?	<input type="checkbox"/>	<input type="checkbox"/>	<input type="checkbox"/>	<input type="checkbox"/>	Claims are handled by: _____ from Council Staff Phone
Yes	No									
All Adults Covered?	All Youth Covered?									
<input type="checkbox"/>	<input type="checkbox"/>									
<input type="checkbox"/>	<input type="checkbox"/>									
<p><i>NOTE: Claim forms and instructions for the policy described above must be brought to the health office at the conclave.</i></p>										
Certified by:										
_____		_____								
Scout Executive		Date								
<p><u>Lodge Adviser:</u> Bring this form to the conclave and turn in at registration. <u>Conclave Host Council:</u> Attach this form to the "Insurance Payment Transmittal" form and forward to the Southern Region Office.</p>										

Appendix C

Best All-Around Lodge Competition Scoring Sheet

There are **1,250** total points available. All items except one are Objective (**O**) and represent a clear demonstration of the criteria. The Chief's (or designee's) presentation of the content of the lodge's entry in the competition will be Subjective (**S**), and points awarded depend not only on whether you describe them, but the judges' opinion of the quality of the presentation.

The following table describes the criteria for the competition:

Lodge Name: _____

Description of Lodge Program Criteria	Raw Value	Points Earned	Max Points	Obj/ Subj
Percent of Lodge membership in attendance at Fellowship - 1 pt per 1%			100	O
Percent of Lodge membership in attendance at Banquet - 1 pt per 1%			100	O
Percent of Lodge membership in attendance at Ordeal - 1 pt per 1%			100	O
Percent of Lodge membership in attendance at one other weekend - 1 pt per 1%			100	O
Lodge has a ScoutReach Mentoring Program	n/a		10	O
Percent of units receiving camping promotion presentations - .5 per 1%			50	O
Number of Cub Scout Packs for whom the Lodge performed event services - 5 pts per unit			50	O
Number of council service hours performed - 1 pt per person per hour			100	O
Lodge participated in the OA One Day of Service program	n/a		100	O
Percent of Lodge membership providing staffing/assistance to a Council or District camping event of at least 2 days (i.e. Summer Camp, Camporees, Cub Residence Camp, etc) - .5 pts per 1%			50	O
Lodge Program Subtotal	n/a		760	n/a

Description of Lodge Resources Criteria	Raw Value	Points Earned	Max Points	Obj/ Subj
Number of newsletters published - 25 pts per newsletter	n/a		100	O
Maintain a lodge website	n/a		25	O
Publish "Where to Go Camping Guide" (Must be updated within the last 3 years)	n/a		25	O
Lodge Resources Total	n/a		150	n/a

Description of Lodge Administration Criteria	Raw Value	Points Earned	Max Points	Obj/ Subj
Provide an organizational chart of the Lodge Executive Committee	n/a		10	O
Provide current lodge budget	n/a		10	O
Provide description of lodge officer/committee chairmen responsibilities	n/a		10	O
Provide the lodge's LLD syllabi for the previous year	n/a		10	O
Provide the lodge's current strategic plan	n/a		25	O
Lodge Administration Subtotal	n/a		65	n/a

Best All-Around Lodge Competition (continued)

Description of Section and National Event Participation Criteria	Raw Value	Points Earned	Max Points	Obj/ Subj
Lodge earned Quality Lodge Recognition	n/a		100	O
Percent of lodge membership attending Section Seminars - .25 pt per 1%			25	O
Percent of lodge membership attending Section Conference - .25 pt per 1%			25	O
Lodge represented at National Program of Emphasis (NOAC, ArrowCorps ⁵ , etc.)	n/a		10	O
Lodge re-charter submitted on time	n/a		10	O
Number of Section competitions entered this year – 5 pts per competition			25	O
At least one ceremonial team evaluated at Section Conference	n/a		5	O
Members participating in OAHA - 5 pts. Per person per event			25	O
Section and National Participation Subtotal	n/a		225	n/a

Presentation of the lodge's entry	n/a		50	S
-----------------------------------	-----	--	----	---

Grand Total	n/a		1,250	n/a
--------------------	------------	--	--------------	------------

Judge's comments:

Appendix D

Inductions Administration Competition Scoring Sheet

The Inductions Competition allows each lodge to work in developing a quality inductions process and to make the first experience of each member in the Order of the Arrow meaningful. Each lodge is encouraged to share ideas so that we all may learn from each other. The Section Vice-Chief is the head judge in this event. Each lodge competing is asked to provide one youth judge for the competition. Additionally, one youth representative from each lodge will present his lodge's notebook within a 15 minute time limit. The presentation should include the following information:

Lodge Name: _____

Representative: _____

Criteria	Points	Max Points
Percentage of unit elections teams trained. 1 pt per 10%		10
Percentage of units contacted for an election. 1 pt per 10%		10
Describe your lodge's unit election process		10
Do you allow units to evaluate your unit elections team?		10
Percentage of Brotherhood conversions 1 pt per 10%		10
Does your lodge use the Elangomat system?		10
Describe your lodge's Elangomat system		10
Provide Elangomat training materials		10
Does your lodge use the extended Elangomat system?		10
Describe your lodge's Brotherhood program		10
Describe how your lodge uses the Brotherhood hike		10
Does your lodge have the appropriate guide to hiker ratio?		10
Does your lodge conduct a call-out? Include a copy		10
Provide an outline of your new member orientation		10
How does your lodge attempt to improve Brotherhood conversion?		10
Describe how your lodge conducted its most recent Ordeal (5 page max)		10
Describe how your lodge conducts Inductions seminars at lodge events		5
Provide the Inductions seminar syllabus		5
Describe how your lodge uses the OA Troop/Team Representative Program in the Induction process (3 pages max)		15
Provide a judge		5
Presentation		10
Total		200

Appendix E

Lodge Publications Competition Scoring Sheet

The 2010 Publications Competition will focus attention on the quality of content as well the growth and development of the newsletters of S-4 Lodges. Lodges will present issues and make presentations of their lodge newsletters to the judges. The judges will then ask questions and review submitted newsletters. After the judging period spectators will be allowed to ask questions for a brief period of time. All lodges are encouraged to participate. The entire publications criteria do not need to be met in order to participate.

Lodge Name: _____

Representative: _____

Criteria	Max Points	Points
Production	25	
At least 4 publications published in last 12 months	10	
Publications produced and mailed in a timely manner	10	
Publications available online	5	
Layout	30	
Publication is eye-catching and aesthetically appealing (e.g., color, pictures, headings)	15	
Content is organized and easy to read (e.g., typeface, table of contents, sections)	10	
There is consistency of layout between publications	5	
Content	45	
Publication promotes interest, involvement, and spirit with the OA	15	
Writing is interesting, substantial, and free of filler (e.g., informative, no excessively large graphics)	15	
Writing is free of grammatical, typographical, and factual errors	10	
Publication contains a calendar of upcoming events	5	
Total	100	

Score	Classification
85-100	Honor Publication
Highest	Best in Section S-4

Appendix F





Lodge Website Competition Scoring Sheet

The 2010 Website Competition will focus attention on the quality of content as well the growth and development of the websites of S-4 lodges. Lodges will present issues and make presentations of their lodge websites to the judges. The judges will then ask questions and review submitted websites. After the judging period spectators will be allowed to ask questions for a brief period of time. All lodges are encouraged to participate. The entire website criteria do not need to be met in order to participate.

Lodge Name: _____

Representative: _____

Criteria	Points	Possible Points
Content		23
Content on the site is appropriate to the Scouting movement. – See OA Website Guidelines #2.		4 if yes 0 if no
The homepage features an event within three months of the date judged (past or future).		5 if yes 0 if no
A calendar of upcoming and recent events is easily available. The calendar should provide event descriptions or links to additional information.		3 if yes 2 if yes with event dates only 0 if no
A portion of the site has been updated within the last three months.		4 if yes 0 if no or can't tell
Contact information for at least one lodge leader (i.e., chief, adviser, staff adviser) is readily available.		4 if yes 0 if no
Basic information about the lodge and the council it serves is readily available.		3 if yes 0 if no
Comments about the content:		
Design		18
Each page is devoted to a single topic (Exception: homepage or index pages, if used, provide short descriptions of and links to several different areas).		4 if yes 0 if no
Pages effectively utilize white space in addition to the text and graphics for a pleasing layout.		4 if yes 2 if somewhat 0 if no
Colors on the site complement each other, are coordinated, and are pleasing to the eye.		5 if yes 3 if somewhat 0 if no
Pages throughout the site use a consistent layout, font selection, and		5 if yes

style. (Note: different sections of the site may have different styles, but pages within the same section should have the same style.)		3 if somewhat 0 if no
Comments about design:		
Pizzazz		17
Pages use photos and other graphics to enhance written content.		5 if yes 3 if somewhat 0 if no
Pages use buttons and other graphics to assist in the formatting and appearance of the page beyond simply enhancing content.		5 if yes 3 if somewhat 0 if no
The site is accented by browser toolbar icons, animations, or other multimedia features that do not detract from the purpose of the site.		4 if yes 0 if no
If used, animations such as Flash or animated GIFs load quickly, are easily skipped or stopped, and are not required for site navigation.		2 if yes or n/a 0 if no
If used, video or other bandwidth-intensive multimedia files are provided in both high-bandwidth and low-bandwidth versions.		1 if yes or n/a 0 if no
Comments about pizzazz:		
Guidelines and Technical Compliance		22
The site does not contain any unprotected safeguarded information (e.g, OA ceremonies), BSA Supply Division materials, or commercial advertisements or materials (except for an acknowledgement of the hosting service). – OA Website Guidelines #3-6		4 if true 0 if false
A method to contact the Webmaster is easy to find. – OA Website Guideline #9		3 if yes 0 if no
If the site collects any personal identifying information, a privacy policy is clearly visible on all pages where data is collected.		3 if yes or n/a 0 if no
The site contains links to:		
 Its Council's website		1 if yes, 0 if no
 Its Section's website		1 if yes, 0 if no
 Its Region's website		1 if yes, 0 if no
 The National Order of the Arrow website		1 if yes, 0 if no
Pages contain no apparent copyright or intellectual property violations. – OA Website Guidelines #7		3 if true 0 if false
When the homepage is run through the W3C Validator tool to test standards compliance, there are few errors (http://validator.w3.org/). In case no internet connection will be available at the judging site, a printout of the validation of the URL must be provided; if no printout is provided, score for this portion will be 0. (If no DOCTYPE or encoding is found, specify HTML 4.01 Transitional and iso-8859-1 respectively. Maximum score is then 3.)		5 if valid, no errors 4 if 1-7 errors 3 if 8-14 errors 2 if 15-22 errors 1 if 22-28 errors 0 if 29 or more

Comments about guidelines and technical compliance		
Usability and Accessibility		20
Text is easy to read and the user can change the font size without making the page unusable.		4 if yes 2 if somewhat 0 if no
Page titles (in title bar) are unique for each page.		2 if yes 0 if no
All images used for page content make appropriate use of alternative text tags that are accurate, succinct, and descriptive.		3 if yes 0 if no
Each page has a navigation bar or similar way to get to all the main areas of the website.		4 if yes 0 if no
All critical sections of the page (i.e. navigation bar, major content) appear acceptably in the viewer's normal browser. (Note: Lodge websites should be functional in a wide variety of platforms and browsers.)		4 if yes 2 if minor error 0 if no
Pages download within 2 minutes, even on slow connections. (If no internet connection is available, assume 3 points.)		3 if yes 0 if no
What browser and platform were used to view the site?		
Comments about usability and accessibility:		
Other comments:		
Total Points		

Appendix G

King's Cup Competition Scoring Sheet

Lodge Name: _____

Presenter: _____

Criteria	Points	Max Points	Judges Initials
History: The King's Cup display portrays lodge history in some manner – from establishment to present. The display:		35 Total	
a) Clearly displays lodge's establishment		5	
b) Provides a physical or electronic scrapbook of the lodge's history		20	
c) Records the lodge's physical and program development over its history (diversification)		10	
Current Affairs: The King's Cup display includes some element of the events of the lodge within the past year.		45 Total	
a) Lodge activities		20	
b) Service projects		5	
c) Chapter activities		5	
d) Committee activities		5	
e) Participation in section and national events		10	
Aesthetics: This includes the overall appearance of the display, including organization and creativity.		50 Total	
a) Creativity		10	
b) Organization		10	
c) Theme		10	
d) Consistency			
✚ With theme		10	
✚ With appearance (colors, borders, effective use of space, etc.)		10	
Advanced Lodges Only: The lodge documents additions and improvements made to the display over the past year and submits it to the judges.		10	
Novice Judges Only: This display provides a firm base upon which the lodge may build its future years' display.		10	
Display is set up in time on Saturday		10	
Display fits into mandated size guidelines listed in description of competition		10	
The lodge provided a judge for the King's Cup		20	
Total Score (Must be initialed by the Section Historian, Head Judge)		180	

Appendix H

Ceremonies Evaluation

Lodge: _____

Ceremony: Pre-Ordeal/Brotherhood

Evaluator: _____

Nutiket: _____ **Comments:**

Oral Communication

Feeling 1 2 3 4 5 6 7

Emphasis 1 2 3 4 5 6 7

Physical Communication

Gestures 1 2 3 4 5 6 7

Interaction 1 2 3 4 5 6 7

Vocal Characteristics

Clarity 1 2 3 4 5 6 7

Projection 1 2 3 4 5 6 7

Rate 1 2 3 4 5 6 7

Personification

Bearing 1 2 3 4 5 6 7

Interpretation 1 2 3 4 5 6 7

Use of Tokens

Meteu: _____ **Comments:**

Oral Communication

Feeling 1 2 3 4 5 6 7

Emphasis 1 2 3 4 5 6 7

Physical Communication

Gestures 1 2 3 4 5 6 7

Interaction 1 2 3 4 5 6 7

Vocal Characteristics

Clarity 1 2 3 4 5 6 7

Projection 1 2 3 4 5 6 7

Rate 1 2 3 4 5 6 7

Personification

Bearing 1 2 3 4 5 6 7

Interpretation 1 2 3 4 5 6 7

Use of Tokens

Appendix H continued

Allowat Sakima: _____ **Comments:**

Oral Communication

Feeling 1 2 3 4 5 6 7

Emphasis 1 2 3 4 5 6 7

Physical Communication

Gestures 1 2 3 4 5 6 7

Interaction 1 2 3 4 5 6 7

Vocal Characteristics

Clarity 1 2 3 4 5 6 7

Projection 1 2 3 4 5 6 7

Rate 1 2 3 4 5 6 7

Personification

Bearing 1 2 3 4 5 6 7

Interpretation 1 2 3 4 5 6 7

Use of Tokens

Kichkinet: _____ **Comments:**

Oral Communication

Feeling 1 2 3 4 5 6 7

Emphasis 1 2 3 4 5 6 7

Physical Communication

Gestures 1 2 3 4 5 6 7

Interaction 1 2 3 4 5 6 7

Vocal Characteristics

Clarity 1 2 3 4 5 6 7

Projection 1 2 3 4 5 6 7

Rate 1 2 3 4 5 6 7

Personification

Bearing 1 2 3 4 5 6 7

Interpretation 1 2 3 4 5 6 7

Use of Tokens

Team:

Unity 1 2 3 4 5 6 7

Regalia 1 2 3 4 5 6 7

Interaction 1 2 3 4 5 6 7

Respect for Principals 1 2 3 4 5 6 7

Appendix I

Section Conference Menu 2010

Friday Cracker Barrell

Chili
Rice

Saturday Breakfast

French Toast
Sausage Patty
Potato Triangle
Tropical Fruit
OJ, Milk, Coffee

Saturday Lunch

Turkey Cheese/Ham Cheese Sandwich
Chips
Apple
Cookies

Saturday Dinner

Sliced Turkey Breast
Mac and Cheese
Green Beans
Salad
Dinner Roll
Banana Pudding

Saturday Cracker Barrell

Cakes
Various other surprises

Sunday Breakfast

Ham/Egg/Cheese Biscuit
OJ, Milk

Appendix J

Special Needs Request Form

Lodge Name: _____

Dietary Needs	Comments:
Mobility	Comments:
Vehicle and Trailer Parking	Comments:
Unloading/Loading of Items	Comments:
Other Requests	Comments:

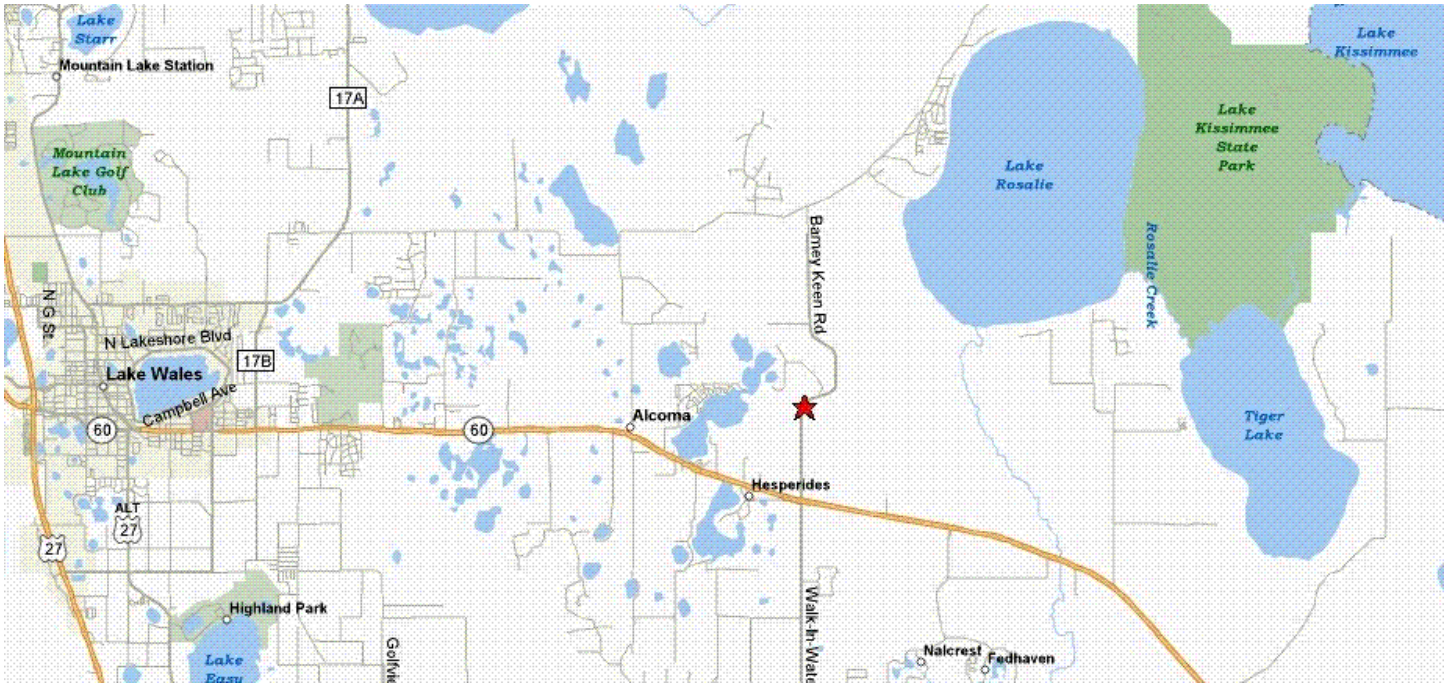
Lodge Adviser Signature: _____

If you have any further questions or concerns, please feel free to contact Seminole Lodge's Section Conference Host Chairman, Travis Gibson at (863) 243-1433 or email at ttgibson93@gmail.com.

Additional sheets may be attached to this form if a more thorough explanation is required.

Appendix K

Map to Flaming Arrow Scout Reservation



Flaming Arrow Scout Reservation is located approximately 7 miles east of Lake Wales, FL, north of SR-60.

From Brandon: Take State Road 60 East, 5 miles past Lake Wales. Look for a sign indicating Boy Scout Camp Road to the left. Take this road for about 1.5 miles, then turn left at the Flaming Arrow Scout Reservation sign.

From Tampa: Travel North on 275, Take 1-4 East toward Orlando. Take SR-570 Toll East/Polk Parkway, Exit 15A toward LAKELAND/WINTERHAVEN. Merge onto FL-570 East (toll). Take US 98 Exit, #10 toward LAKELAND/BARTOW. Turn right onto Bartow Road. Bartow Road becomes UW-98 East. Turn left on 60 East. Turn left on Boy Scout Camp Road. Take this road for 1.5 miles. Turn left at the Flaming Arrow Scout Reservation sign.

From Orlando: Take 1-4 West to Highway 27. Go South toward Cypress Gardens. Stay on highway 27 to State Road 60. Take 60 East 5-miles past Lake Wales. Turn left on Boy Scout Camp Road on the left. Take this road for about 1.5 miles, then turn left at the Flaming Arrow Scout Reservation sign.

From Miami: Take Florida's Turnpike North to Exit #193. Turn West on State Road 60. Travel approximately 37.5 miles and turn right onto Boy Scout Camp Road. Take this road for about 1.5 miles, then turn left at the Flaming Arrow Scout Reservation sign.